

1. Walk
2. Trot serpentine
3. Trot over logs
4. Walk around the corner of the arena
5. Trot
6. Trot over logs
7. Stop, do 360 degree turn each direction (either direction 1st) (L-R or R-L)
8. Walk, stop and back

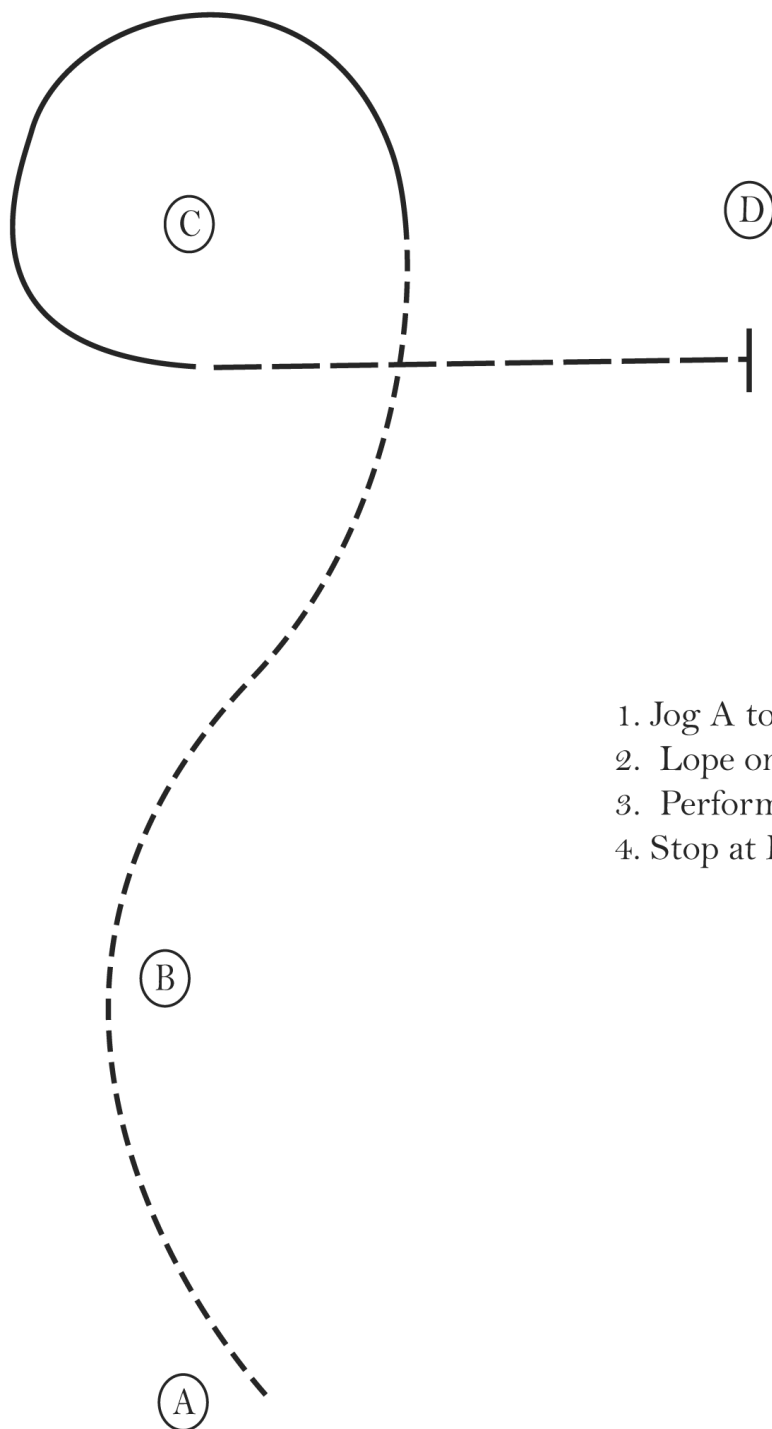
RANCH RIDING – PATTERN

SHOWBILL 21 OG 55

Snowslide 1&2

Showbill 7 og 39 (Greenhorn)

Western Horsemanship



1. Jog A to C
2. Lope on the left lead around C
3. Perform an extended jog from C to D
4. Stop at D

Walk
Jog	-----
Extended Jog	-----
Lope	—————
Leg Yield	
Lead Change	↘
Back	←←←←←
Marker	⊙
Sidepass	←←←←←

[WH/1-4]

Pattern Provided by:

TLReining Shows Norway

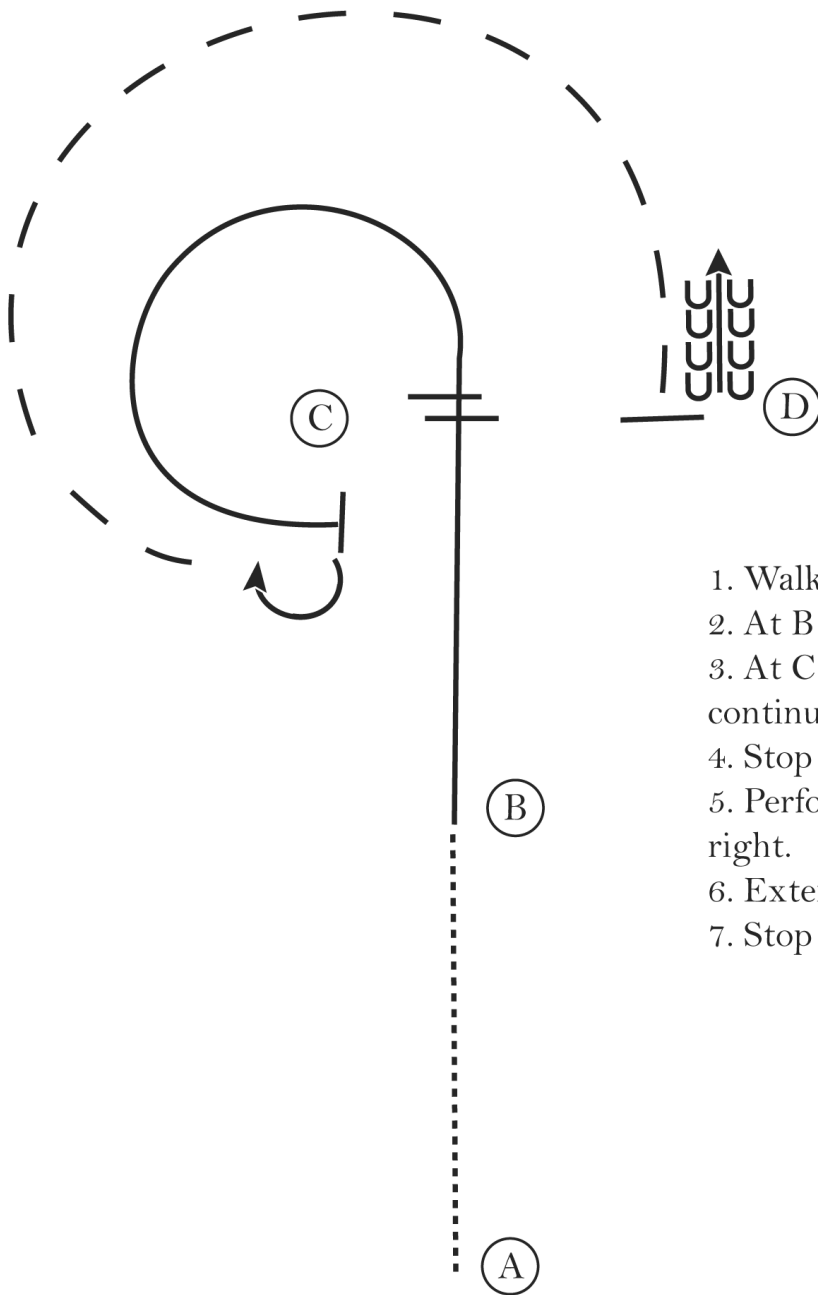
Snowslide 1&2

Showbill 8 (Open)

Western Horsemanship

w w w . H o r s e S h o w P a t t e r n s . c o m

w w w . H o r s e S h o w P a t t e r n s . c o m



1. Walk A to B.
2. At B lope on the right lead to C.
3. At C perform a lead change and continue on the left lead around C.
4. Stop at C.
5. Perform a 180 degree turn to the right.
6. Extend the jog around C.
7. Stop at D and back 4 steps.

Walk
Jog	- - - - -
Extended Jog	— — — — —
Lope	—————
Leg Yield	
Lead Change	↘
Back	←←←←←
Marker	(B)
Sidepass	←- - - ->

[WH/2-1]

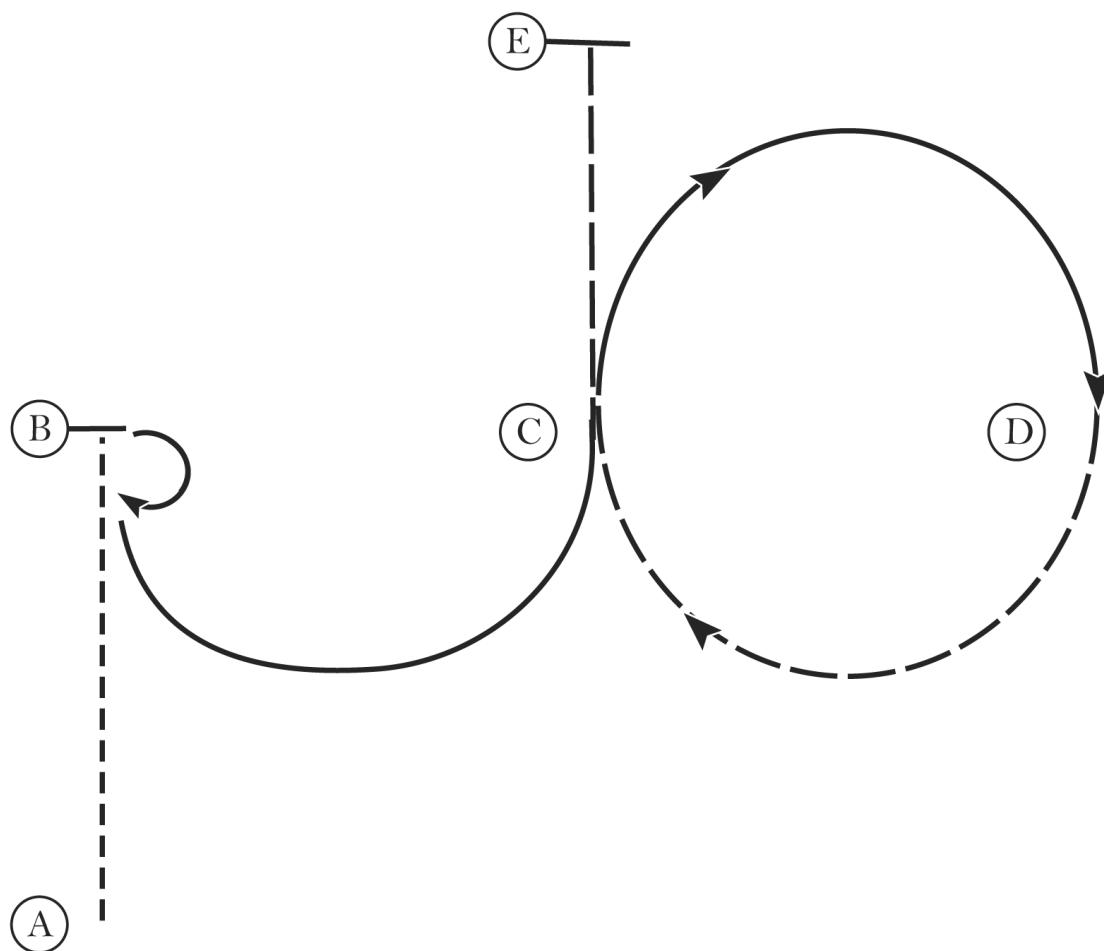
Pattern Provided by:

TLReining Shows Norway

Snowslide 1&2

Showbill 40 (Open)

Western Horsemanship



1. Jog A to B,
2. At B stop and perform a 180 degree turn to the right.
3. Lope on the right lead in a half circle to C.
4. At C maintain the right lead in a half circle to D.
5. At D extend the jog in a half circle to C and continue to E.
6. At E stop.

Walk
Jog	-----
Extended Jog	-----
Lope	—————
Leg Yield	
Lead Change	↙ ↘
Back	←←←←← →→→→→
Marker	(B)
Sidepass	←-----←

[WH/2-4]

Pattern Provided by:

TLReining Shows Norway